


THE FUNNY POTATO

1. What we need?



Cut the pictures, stick them on the shopping cart and color them.



cinnamon



pulled
bread



salt



oil



sugar



flour



potatoes




plums




eggs



2. How do we cook?




Number the pictures according to the written steps.



Cut the plums.	Grate the potatoes.	Make the dough.	Portion the dough in more pieces.	Make the dumplings.	Boil the dumplings.	Roast the breadcrumbs	Roll the dumplings in the pulled bread.
1	2	3	4	5	6	7	8

3. Fill the taste!



Color the dumpling!
Cut the words and stick them on the dumpling.



AROMATIC	SWEET	WARM	SOFT	TASTY	EXCELLENT	FLAVOROUS
-----------------	--------------	-------------	-------------	--------------	------------------	------------------